

Department of Radiology

Radiography Unit

Patient Registered for X ray

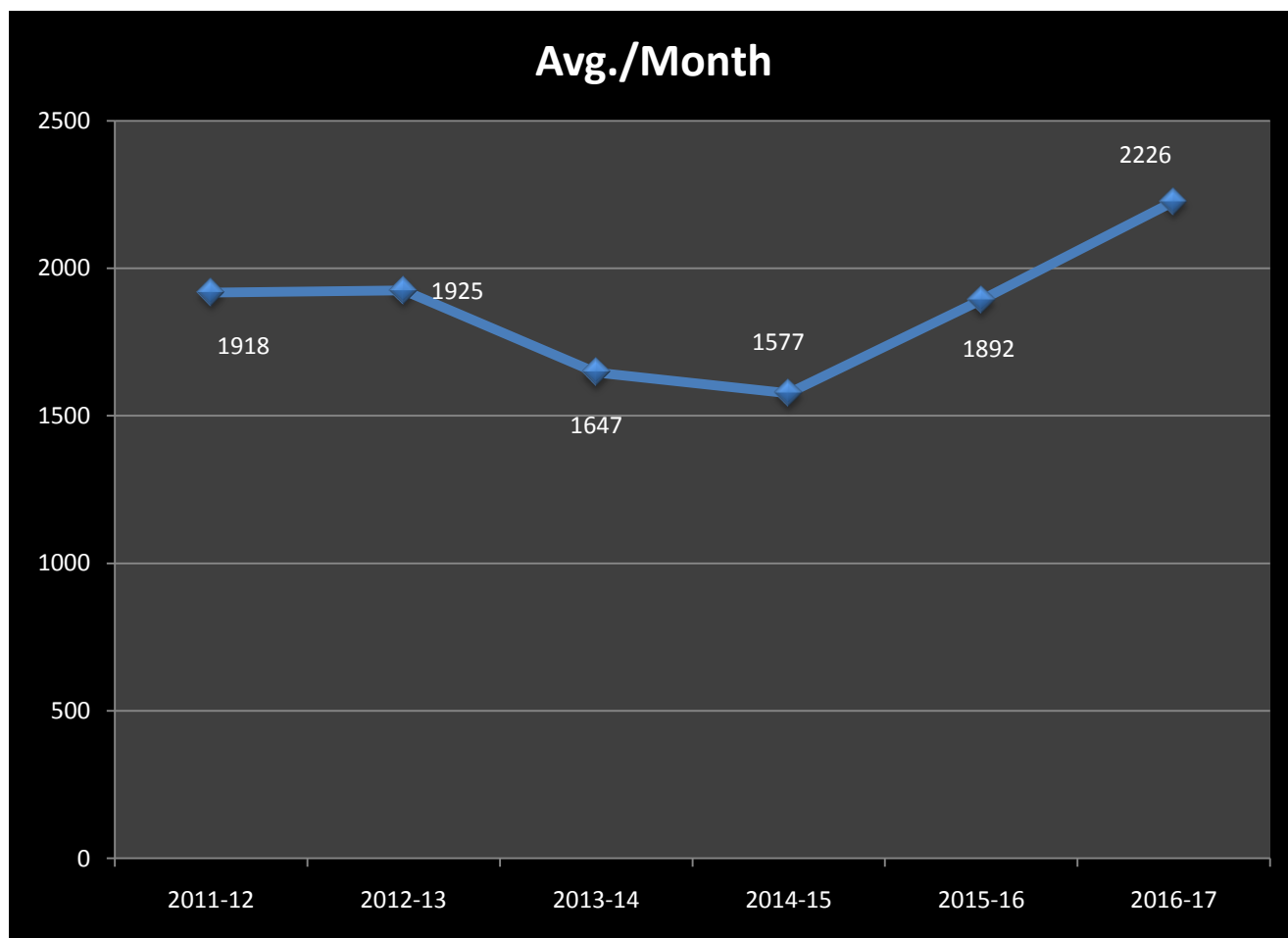
	2011-12	2012-13	2013-14	2014-15	2015-16	2016-17
Apr	2035	1918	1299	1617	1039	1778
May	1644	2245	994	1949	1684	2019
Jun	1925	2177	1477	1511	1739	2224
Jul	2351	2454	1873	1281	1993	2202
Aug	2052	2220	1545	1188	1793	2419
Sep	2485	2092	1778	1175	2300	2293
Oct	1346	2223	2010	1462	1904	2058
Nov	1804	1066	1823	2519	1813	2358
Dec	1950	1906	1716	1904	2073	2397
Jan	1839	1780	1690	1616	2169	2514
Feb	1675	1444	1690	2044	2110	
Mar	1911	1574	1867	655	2090	
Total	23017	23099	19762	18921	22707	22262
Avg./Month	1918	1925	1647	1577	1892	2226

Department of Radiology Ultrasonography Unit

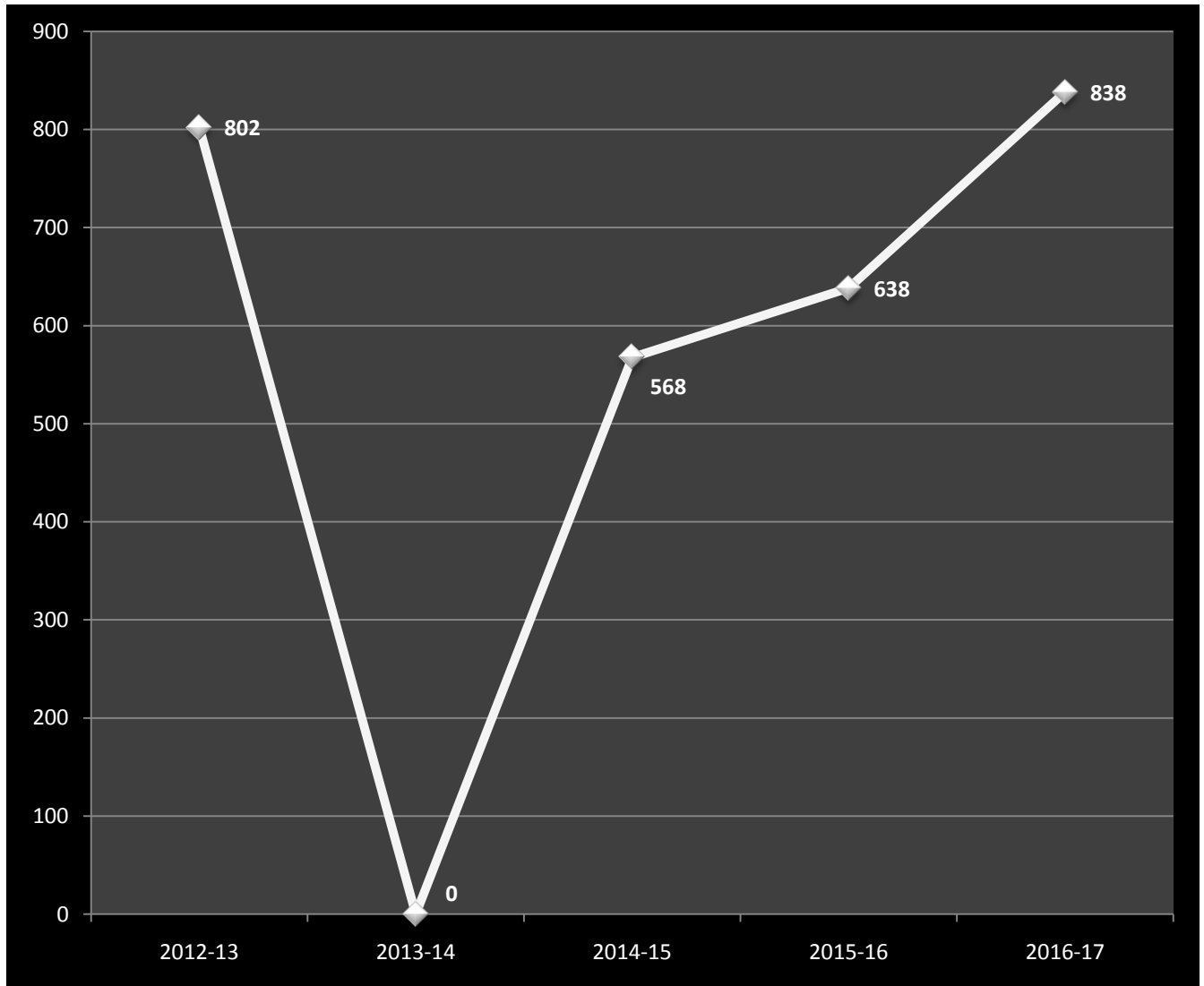
Total number of USG studies

	2011-12	2012-13	2013-14	2014-15	2015-16	2016-17
Apr	651	1045	Nil	Nil	785	610
May	977	1323	Nil	Nil	868	731
Jun	1212	1052	Nil	323	1739	841
Jul	1237	1294	Nil	674	949	888
Aug	923	859	Nil	541	809	861
Sep	1413	887	Nil	782	574	720
Oct	958	740	Nil	613	409	1015
Nov	1094	630	Nil	737	399	1076
Dec	1058	736	Nil	676	259	1248
Jan	691	870	Nil	762	547	1000
Feb	1367	890	Nil	892	543	
Mar	1419	343	Nil	811	561	
Total	12349	9624	0	6811	7657	8380
Avg./Month	1029	802	0	568	638	838

Department of Radiology Radiography Unit



Department of Radiology Ultrasonography Unit



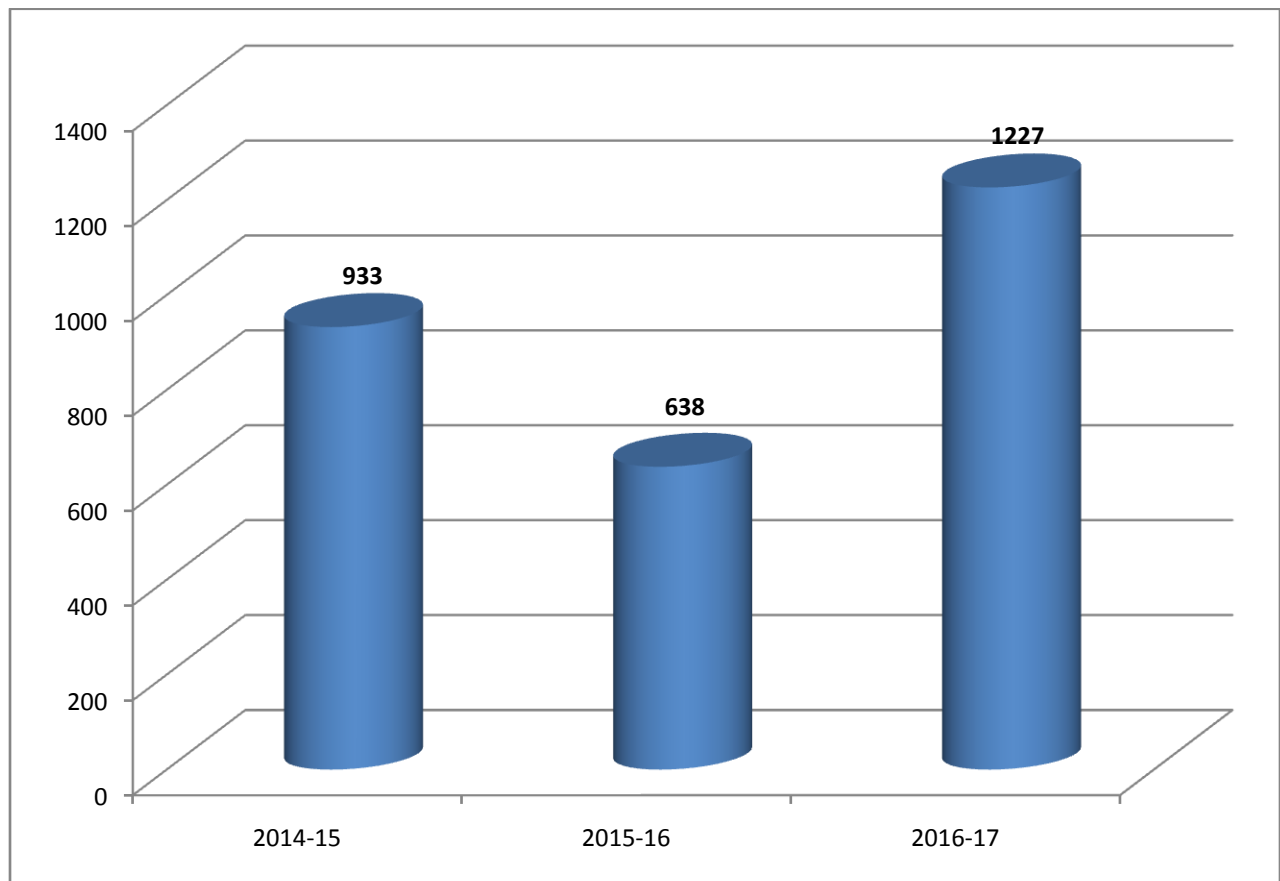
Department of Electrocardiography Unit

Total number of ECG patient

	2011-12	2012-13	2013-14	2014-15	2015-16	2016-17
Apr	730	831	934	1031	785	1181
May	785	1390	967	1143	868	1279
Jun	827	1335	1208	1002	1739	1181
Jul	920	1284	1095	1080	949	1380
Aug	845	1245	1060	980	809	1315
Sep	1060	1381	1199	1185	574	1518
Oct	672	1072	1155	1062	409	1360
Nov	936	935	1003	1022	399	1420
Dec	1037	1212	1359	937	259	1485
Jan	844	1251	1003	896	547	1329
Feb	847	1333	1003	831	543	
Mar	1036	1025	1178	1052	561	
Total	9809	13463	12230	11190	7657	12267
Avg./Month	817	1122	1019	933	638	1227

Department of Electrocardiography Unit

Total number of ECG patient



Department of Pathology Unit

Total number of Laboratory Investigation

	2011-12	2012-13	2013-14	2014-15	2015-16	2016-17
Apr	37789	39131	32491	35928	37789	47306
May	42612	40014	39854	55557	42612	51310
Jun	49217	37836	37892	66088	49217	47293
Jul	48756	43286	42754	67358	48756	49647
Aug	45865	39055	39559	57449	45865	51911
Sep	49216	40344	40386	60505	49216	59793
Oct	48872	33647	43639	55072	48872	63746
Nov	43916	45271	45239	53324	43916	65142
Dec	42538	42162	43088	55689	42538	45050
Jan	49346	44122	40843	61883	49346	50274
Feb	31784	44122	40843	61477	31784	
Mar	30973	41252	41090	44852	30973	
Total	483095	451111	455187	639254	483095	484166
Avg./Month	40258	37593	37932	53271	40258	48417